

### General Instructions

Inspect the reactors immediately upon receipt for evidence of damage or mishandling. If necessary, a claim should be filed with the carrier immediately and the manufacturer should be notified.

### Consignes générales

Faites l'inspection des inductances dès que vous les recevez afin de déceler toute trace de dommage ou d'erreur d'acheminement. Le cas échéant, une réclamation devrait être faite immédiatement auprès du transporteur, et le fabricant devrait en être averti.

### Instrucciones generales

Revise los reactores inmediatamente después de su recepción para detectar daños o manipulación indebida. Si fuera necesario, se debe presentar una queja con el transportista de inmediato y se debe notificar al fabricante.



### Warning

These abbreviated instructions should be used in conjunction with all applicable standards covering the installation, use and maintenance of this reactor. For more details please refer to the user manual IOMGCR.

### Avertissement

Ces consignes abrégées devraient être utilisées conjointement à toutes les normes relatives à l'installation, l'utilisation et l'entretien de cette inductance. Pour plus de détails, vous référer au manuel de l'utilisateur IOMGCR.

### Advertencia

Estas instrucciones resumidas deben ser usadas en conjunto con las normas aplicables a la instalación, uso y mantenimiento de dicho reactor, para mas detalles, favor de consultar el manual de usuario IOMGCR.



### Danger

#### Hazard of electric shock, explosion, or arc flash

- This equipment must only be installed and serviced by qualified electrical personnel.
- Apply appropriate personal protective equipment (PPE) and follow safe electrical work practices. See NFPA 70E.
- Turn off all power supplying this equipment before working on or inside equipment.
- Always use a properly rated voltage sensing device to confirm power is off.
- Replace all devices, doors, and covers before turning on power to this equipment.

### Danger

#### Risque de choc électrique, d'explosion ou d'arc électrique

- Cet équipement doit être installé et entretenu uniquement par des électriciens qualifiés.
- Utilisez l'équipement de protection personnelle (EPP) approprié et respectez les pratiques sécuritaires de travail électrique. Voir NFPA 70E.
- Éteignez toutes les sources d'alimentation électrique de cet équipement avant de travailler sur ou à l'intérieur de l'équipement.
- Utilisez toujours un appareil de détection de tension dûment qualifié afin de confirmer qu'il n'y a pas de tension.
- Remplacer tous les accessoires, portes ou couvercles avant de mettre sous tension cet équipement.

### Peligro

#### Riesgo de descarga eléctrica, explosión o arco eléctrico

- La instalación y el mantenimiento de este equipo deberán ser realizados solamente por personal de equipos eléctricos calificado.
- Utilice el equipo de protección personal (EPP) apropiado y siga las prácticas de seguridad relacionadas con los equipos eléctricos. Consulte NFPA 70E.
- Apague todo el suministro eléctrico antes de trabajar dentro o fuera de este equipo.
- Utilice siempre un dispositivo detector de tensión debidamente aprobado para confirmar que la electricidad esté apagada.
- Reemplace todos los dispositivos, puertas y cubiertas antes de encender el equipo.



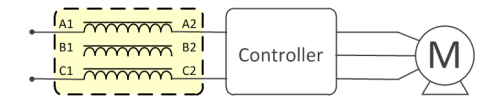
FAILURE TO FOLLOW THESE INSTRUCTIONS CAN RESULT IN DEATH OR SEVERE PERSONAL INJURY.

NE PAS SUIVRE CES INSTRUCTIONS PEUT ENTRAÎNER LA MORT OU DE GRAVES BLESSURES PERSONNELLES.

EL INCUMPLIMIENTO DE ESTAS INSTRUCCIONES OCASIONARÁ LESIONES PERSONALES GRAVES O LA MUERTE.

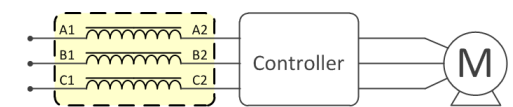
### Wiring Diagram

#### SINGLE PHASE (derated as per chart in IOMGCR)

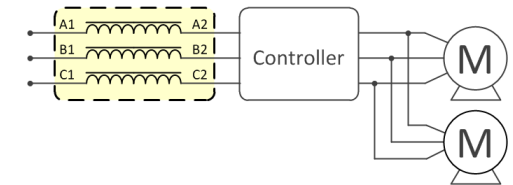


#### THREE PHASE

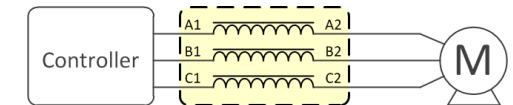
INPUT SIDE  
(a) single motor



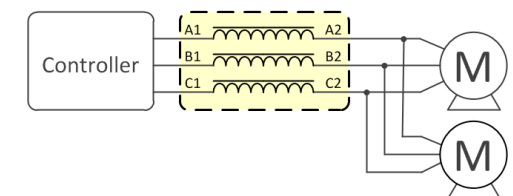
(b) multiple motors



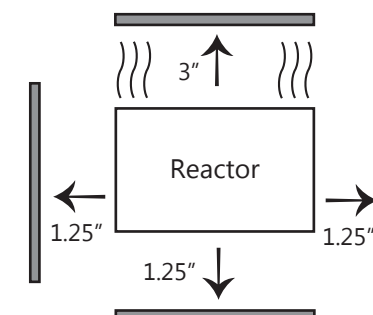
OUTPUT SIDE  
(a) single motor



(b) multiple motors

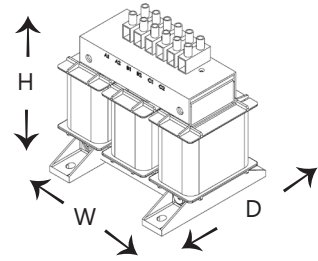


### Clearance



The ventilation clearance on reactors must have a minimum of 1.25" clearance from all surfaces such as walls and other equipment. Consult NEC and local codes.

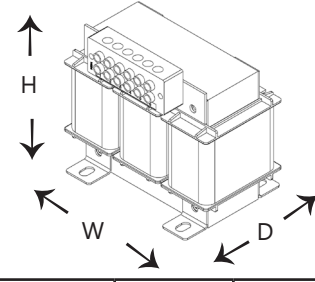
Fig. #1



**Mounting hardware**  
(not included)  
4 pcs - 1/4 in. bolts  
4 pcs - 1/4 in. nuts  
8 pcs - 1/4 in. flat washers  
4 pcs - 1/4 in. lock washers  
Max. tightening torque: 5.5 ft-lb  
\* For terminal block tightening torque see Table 1.

Frame Size	Height	Width	Depth	MTG Width	MTG Depth	MTG Slot w x d
1A	5.13 [130.31]	4.13 [104.91]	2.29 [58.17]	2.81 [71.38]	1.79 [45.47]	0.28 x 0.38 [7.12 x 9.66]
1B	5.13 [130.31]	4.13 [104.91]	3.51 [89.16]	2.87 [72.90]	2.63 [66.81]	0.28 x 0.38 [7.12 x 9.66]
1C	5.38 [136.66]	4.13 [104.91]	3.51 [89.16]	2.87 [72.90]	2.63 [66.81]	0.28 x 0.38 [7.12 x 9.66]
1D	6.13 [155.71]	6.50 [165.10]	5.00 [127.00]	4.38 [111.26]	4.00 [101.60]	0.28 x 0.38 [7.12 x 9.66]

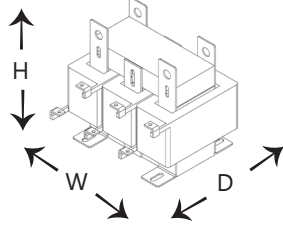
Fig. #2



**Mounting hardware**  
(not included)  
4 pcs - 5/16 in. bolts  
4 pcs - 5/16 in. nuts  
8 pcs - 5/16 in. flat washers  
4 pcs - 5/16 in. lock washers  
Max. tightening torque: 18 ft-lb  
\* For terminal block tightening torque see Table 1.

Frame Size	Height	Width	Depth	MTG Width	MTG Depth	MTG Slot w x d
2A	6.38 [162.06]	7.12 [180.85]	4.69 [119.13]	4.80 [121.92]	3.27 [83.06]	0.38 x 0.50 [9.66 x 12.7]
2B	6.38 [162.06]	7.12 [180.85]	5.19 [131.83]	4.80 [121.92]	3.77 [95.76]	0.38 x 0.50 [9.66 x 12.7]

Fig. #4

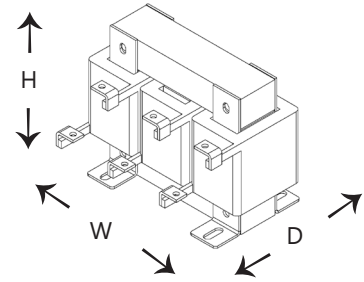


**Mounting hardware**  
(not included)  
4 pcs - 3/8 in. bolts  
4 pcs - 3/8 in. nuts  
8 pcs - 3/8 in. flat washers  
4 pcs - 3/8 in. lock washers  
Max. tightening torque: 28 ft-lb

Frame Size	Height	Width	Depth	MTG Width	MTG Depth	MTG Slot w x d
4A	10.00 [254.00]	10.80 [274.32]	8.25 [209.55]	7.20 [182.88]	5.21 [132.34]	0.44 x 1.0 [11.18 x 25.4]
4B	10.00 [254.00]	10.80 [274.32]	8.38 [212.86]	7.20 [182.88]	5.33 [135.39]	0.44 x 1.0 [11.18 x 25.4]
4C	10.00 [254.00]	10.80 [274.32]	9.13 [231.91]	7.20 [182.88]	6.08 [154.44]	0.44 x 1.0 [11.18 x 25.4]
4D	10.00 [254.00]	10.80 [274.32]	9.50 [241.30]	7.20 [182.88]	6.33 [160.79]	0.44 x 1.0 [11.18 x 25.4]
4E	10.00 [254.00]	10.80 [274.32]	10.50 [266.70]	7.20 [182.88]	7.33 [186.19]	0.44 x 1.0 [11.18 x 25.4]
4F	10.00 [254.00]	11.05 [280.67]	8.25 [209.55]	7.20 [182.88]	5.08 [129.04]	0.44 x 1.0 [11.18 x 25.4]
4G	10.00 [254.00]	11.05 [280.67]	8.25 [209.55]	7.20 [182.88]	5.21 [132.34]	0.44 x 1.0 [11.18 x 25.4]
4H	10.00 [254.00]	11.05 [280.67]	8.63 [219.21]	7.20 [182.88]	5.58 [141.74]	0.44 x 1.0 [11.18 x 25.4]
4J	10.00 [254.00]	11.05 [280.67]	8.88 [225.56]	7.20 [182.88]	5.83 [148.09]	0.44 x 1.0 [11.18 x 25.4]
4K	10.00 [254.00]	11.05 [280.67]	9.00 [228.60]	7.20 [182.88]	5.96 [151.39]	0.44 x 1.0 [11.18 x 25.4]
4L	10.00 [254.00]	11.05 [280.67]	9.13 [231.91]	7.20 [182.88]	6.08 [154.44]	0.44 x 1.0 [11.18 x 25.4]
4M	10.00 [254.00]	11.05 [280.67]	9.50 [241.30]	7.20 [182.88]	6.46 [164.09]	0.44 x 1.0 [11.18 x 25.4]
4N	12.50 [317.50]	13.75 [349.25]	9.00 [228.60]	9.00 [228.60]	6.05 [153.67]	0.44 x 1.0 [11.18 x 25.4]
4P	12.50 [317.50]	13.75 [349.25]	9.38 [238.26]	9.00 [228.60]	5.70 [144.78]	0.44 x 1.0 [11.18 x 25.4]
4Q	12.50 [317.50]	13.75 [349.25]	9.38 [238.26]	9.00 [228.60]	6.42 [163.07]	0.44 x 1.0 [11.18 x 25.4]
4R	12.50 [317.50]	13.75 [349.25]	10.13 [257.31]	9.00 [228.60]	7.17 [182.12]	0.44 x 1.0 [11.18 x 25.4]
4S	12.50 [317.50]	13.75 [349.25]	10.38 [263.66]	9.00 [228.60]	7.30 [185.42]	0.44 x 1.0 [11.18 x 25.4]
4T	12.50 [317.50]	13.75 [349.25]	10.88 [276.36]	9.00 [228.60]	7.92 [201.17]	0.44 x 1.0 [11.18 x 25.4]
4U	12.50 [317.50]	13.75 [349.25]	11.38 [289.06]	9.00 [228.60]	8.42 [213.87]	0.44 x 1.0 [11.18 x 25.4]
4V	12.50 [317.50]	13.75 [349.25]	11.63 [295.41]	9.00 [228.60]	8.70 [220.98]	0.44 x 1.0 [11.18 x 25.4]
4W	14.50 [368.30]	13.75 [349.25]	9.38 [238.26]	9.00 [228.60]	6.42 [163.07]	0.44 x 1.0 [11.18 x 25.4]
4X	14.50 [368.30]	13.75 [349.25]	9.63 [244.61]	9.00 [228.60]	6.17 [156.72]	0.44 x 1.0 [11.18 x 25.4]

4Y	14.50 [368.30]	13.75 [349.25]	10.63 [270.01]	9.00 [228.60]	7.17 [182.12]	0.44 x 1.0 [11.18 x 25.4]
4Z	14.50 [368.30]	13.75 [349.25]	10.88 [276.36]	9.00 [228.60]	7.42 [188.47]	0.44 x 1.0 [11.18 x 25.4]
4AA	14.50 [368.30]	13.75 [349.25]	11.38 [289.06]	9.00 [228.60]	8.42 [213.87]	0.44 x 1.0 [11.18 x 25.4]
4AB	14.50 [368.30]	13.75 [349.25]	11.50 [292.10]	9.00 [228.60]	8.67 [220.22]	0.44 x 1.0 [11.18 x 25.4]
4AC	14.50 [368.30]	13.75 [349.25]	13.38 [339.86]	9.00 [228.60]	9.92 [251.97]	0.44 x 1.0 [11.18 x 25.4]
4AD	14.50 [368.30]	13.75 [349.25]	12.13 [308.11]	9.00 [228.60]	8.67 [220.22]	0.44 x 1.0 [11.18 x 25.4]
4AE	14.50 [368.30]	13.75 [349.25]	13.13 [333.51]	9.00 [228.60]	9.67 [245.62]	0.44 x 1.0 [11.18 x 25.4]
4AF	14.50 [368.30]	14.25 [361.95]	12.38 [314.46]	9.5 [241.30]	7.92 [201.17]	0.44 x 1.0 [11.18 x 25.4]
4AG	14.50 [368.30]	14.25 [361.95]	14.38 [365.26]	9.5 [241.30]	9.92 [251.97]	0.44 x 1.0 [11.18 x 25.4]
4AH	14.50 [368.30]	14.25 [361.95]	12.63 [320.81]	9.5 [241.30]	8.17 [207.52]	0.44 x 1.0 [11.18 x 25.4]
4AJ	14.50 [368.30]	16.75 [425.45]	14.00 [355.60]	11.50 [292.10]	8.42 [213.87]	0.44 x 1.0 [11.18 x 25.4]
4AK	14.50 [368.30]	16.75 [425.45]	14.25 [361.95]	11.50 [292.10]	8.67 [220.22]	0.44 x 1.0 [11.18 x 25.4]

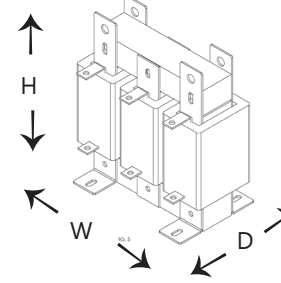
Fig. #3



Mounting hardware (not included)	.38x.5 slot	.44x1.0 slot
4 pcs bolts	5/16 in.	3/8 in.
4 pcs nuts	5/16 in.	3/8 in.
8 pcs flat washers	5/16 in.	3/8 in.
4 pcs lock washers	5/16 in.	3/8 in.
Max. tightening torque	18 ft-lb	28 ft-lb

Frame Size	Height	Width	Depth	MTG Width	MTG Depth	MTG Slot w x d
3A	5.63 [143.01]	7.25 [184.15]	5.88 [149.36]	4.80 [121.92]	3.27 [83.06]	0.38 x 0.50 [9.66 x 12.7]
3B	5.63 [143.01]	7.25 [184.15]	6.00 [152.40]	4.80 [121.92]	3.77 [95.76]	0.38 x 0.50 [9.66 x 12.7]
3C	5.63 [143.01]	7.25 [184.15]	6.00 [152.40]	4.80 [121.92]	3.27 [83.06]	0.38 x 0.50 [9.66 x 12.7]
3D	5.63 [143.01]	7.25 [184.15]	6.25 [158.75]	4.80 [121.92]	3.77 [95.76]	0.38 x 0.50 [9.66 x 12.7]
3E	7.00 [177.80]	9.25 [234.95]	6.25 [158.75]	6.00 [152.40]	3.70 [93.98]	0.44 x 1.0 [11.18 x 25.4]
3F	7.00 [177.80]	9.25 [234.95]	6.75 [171.45]	6.00 [152.40]	3.83 [97.29]	0.44 x 1.0 [11.18 x 25.4]
3G	7.00 [177.80]	9.25 [234.95]	7.00 [177.80]	6.00 [152.40]	4.08 [103.64]	0.44 x 1.0 [11.18 x 25.4]
3H	7.00 [177.80]	9.25 [234.95]	7.00 [177.80]	6.00 [152.40]	3.95 [100.33]	0.44 x 1.0 [11.18 x 25.4]
3J	7.00 [177.80]	9.25 [234.95]	7.25 [184.15]	6.00 [152.40]	4.33 [109.99]	0.44 x 1.0 [11.18 x 25.4]
3K	7.00 [177.80]	9.25 [234.95]	7.63 [193.81]	6.00 [152.40]	4.70 [119.38]	0.44 x 1.0 [11.18 x 25.4]
3L	7.00 [177.80]	9.25 [234.95]	8.00 [203.20]	6.00 [152.40]	5.45 [138.43]	0.44 x 1.0 [11.18 x 25.4]
3M	7.00 [177.80]	9.25 [234.95]	8.13 [206.51]	6.00 [152.40]	5.20 [132.08]	0.44 x 1.0 [11.18 x 25.4]
3N	7.00 [177.80]	9.25 [234.95]	8.25 [209.55]	6.00 [152.40]	5.70 [144.78]	0.44 x 1.0 [11.18 x 25.4]
3P	7.00 [177.80]	9.25 [234.95]	8.25 [209.55]	6.00 [152.40]	5.45 [138.43]	0.44 x 1.0 [11.18 x 25.4]
3Q	7.00 [177.80]	9.25 [234.95]	8.63 [219.21]	6.00 [152.40]	5.20 [132.08]	0.44 x 1.0 [11.18 x 25.4]
3R	7.00 [177.80]	9.25 [234.95]	8.63 [219.21]	6.00 [152.40]	5.70 [144.78]	0.44 x 1.0 [11.18 x 25.4]
3S	7.00 [177.80]	9.25 [234.95]	8.88 [225.56]	6.00 [152.40]	5.95 [151.13]	0.44 x 1.0 [11.18 x 25.4]

Fig. #5



**Mounting hardware**  
(not included)  
4 pcs - 3/8 in. bolts  
4 pcs - 3/8 in. nuts  
8 pcs - 3/8 in. flat washers  
4 pcs - 3/8 in. lock washers  
Max. tightening torque: 28 ft-lb

Frame Size	Height	Width	Depth	MTG Width	MTG Depth	MTG Slot w x d
5A	14.50 [368.30]	13.75 [349.25]	11.63 [295.41]	9.00 [228.60]	7.17 [182.12]	0.44 x 1.0 [11.18 x 25.4]
5B	14.50 [368.30]	13.75 [349.25]	11.88 [301.76]	9.00 [228.60]	7.17 [182.12]	0.44 x 1.0 [11.18 x 25.4]
5C	18.50 [469.90]	17.75 [450.85]	13.75 [349.25]	12.00 [304.80]	6.92 [175.77]	0.44 x 1.0 [11.18 x 25.4]
5D	18.50 [469.90]	17.75 [450.85]	13.75 [349.25]	12.00 [304.80]	7.42 [188.47]	0.44 x 1.0 [11.18 x 25.4]
5E	14.5 [368.30]	14.25 [361.95]	14.63 [371.61]	9.5 [241.30]	8.17 [207.52]	0.44 x 1.0 [11.18 x 25.4]
5F	14.5 [368.30]	17 [431.80]	14.88 [377.96]	11.5 [292.10]	8.42 [213.87]	0.44 x 1.0 [11.18 x 25.4]
5G	14.5 [368.30]	17 [431.80]	16.38 [416.06]	11.5 [292.10]	9.92 [251.97]	0.44 x 1.0 [11.18 x 25.4]
5H	18.5 [469.90]	18.75 [476.25]	13.5 [342.90]	12 [304.80]	7.17 [182.12]	0.44 x 1.0 [11.18 x 25.4]
5J	18.5 [469.90]	18.75 [476.25]	14 [355.60]	13 [330.20]	8.17 [207.52]	0.44 x 1.0 [11.18 x 25.4]
5K	18.5 [469.90]	21.75 [552.45]	16 [406.40]	15 [381.00]	8.17 [207.52]	0.44 x 1.0 [11.18 x 25.4]
5L	18.5 [469.90]	18.75 [476.25]	13.25 [336.55]	13 [330.20]	6.67 [169.42]	0.44 x 1.0 [11.18 x 25.4]
5M	18.5 [469.90]	21.75 [552.45]	15 [381.00]	15 [381.00]	7.17 [182.12]	0.44 x 1.0 [11.18 x 25.4]
5N	18.5 [469.90]	21.75 [552.45]	16 [406.40]	15 [381.00]	8.17 [207.52]	0.44 x 1.0 [11.18 x 25.4]

Table 1: Terminal Information

Fig.	Terminal	Amps	Suitable for	Maximum tightening torque
1	Terminal Block	<=9 >9 and <=27 >27	18-14 AWG 13-10 AWG 14-4 AWG	5 in-lbs 11 in-lbs 20 in-lbs
2	Terminal Block	27-30 30-45 45-65	14-10 AWG 8 AWG 6-4 AWG	20 in-lbs 25 in-lbs 35 in-lbs
3	Terminal Pad	<=110 >110	1/4 in hardware 3/8 in hardware	10 ft-lbs 28 ft-lbs
4	Terminal Pad	<=472 >472	3/8 in hardware 1/2 in hardware	28 ft-lbs 70 ft-lbs
5	Terminal Pad	<=840 >840 and <1200	1/2 in hardware 4 x 1/2 in hardware	70 ft-lbs 70 ft-lbs

Wire sizes are guidelines only. Please consult your local electrical code.